

QUARTERLY MONITORING REPORT

DIRECTORATE: Health & Community

SERVICE: Adults of Working Age

PERIOD: Quarter 1 to period end 30th June 2008

1.0 INTRODUCTION

This quarterly monitoring report covers the Adults of Working Age Department first quarter period up to 30 June 2008. It describes key developments and progress against key objectives and performance indicators for the service.

The way in which traffic light symbols have been used to reflect progress to date is explained in Appendix 4.

2.0 KEY DEVELOPMENTS

Partnership Working

We are improving the way we develop joint working arrangements regarding integrating services in the learning disability specialist community team. The Council and PCT have formally agreed a reconfiguration of services. The re-modelling of a hub and spoke approach to the service includes, for the hub, nursing staff being 'Tuped' to the local authority, becoming a core team with social workers, under a single tier management arrangement. The development of a service level agreement with the 5 Boroughs Partnership to operate a spoke service offering intensive support, as a pan borough service with neighbouring authorities.

Person Centred Reviews

There is a project in development in learning disability services that has started with the North West Training & Development Team (NWTDT) and supported by CSCI to develop person centred reviews with people with Profound and Multiple Learning Disabilities. This is a tripartite project with neighbouring authorities and already Person Centred Plan (PCP) Review training and development for Care Managers and some Health staff. It was reviewed in April with agreement for additional work in Halton to span to Dec 2008. This involves widening numbers of PCP reviews and developing processes to link outcomes from PCP reviews to inform strategic Commissioning. First event held in July 2008.

Voluntary Sector Care work Topic

A key development in Physical and Sensory Disability (PSD) services is development of a work topic with members to review the voluntary sector contracts for this service area. A report is now in final draft stage to be taken through the Council's formal committee process in September 2008.

Services for Carers

A new sub group to support the achievement of the LPSA target on PSD carers has been established, this group has developed new terms of reference and began to identify targets and creative developments with the carers grant and involve carers in service development. This has also demonstrated an increase in carers assessments

Mental Health Act 2007

This is to be implemented in the main by early November 2008. A Steering Group – involving the Council and PCT – is in place to deliver this, with seven workstreams identified. This work is linked closely to similar work being undertaken in the 5BoroughsPartnership.

Deprivation of Liberty Safeguards:

These Safeguards are to be introduced in Spring 2009 but require substantial planning and training ahead of this. This work is being done as part of the Mental health act Steering Group.

Mental Capacity Act 2005:

This has been the subject of an ongoing implementation process throughout 2007/08 and is now in the phase of monitoring the implementation and ensuring that all necessary training is in place. A new Co-ordinator has been appointed across Halton and St Helens Councils and the PCT and should be in place by September 2008.

Care Programme Approach

This process is the assessment and care management framework for mental health. New national guidance which substantially changes the way this is to operate was issued earlier in 2008 and is to be implemented across health and social care services on October 1st.




3.0 EMERGING ISSUES**Accommodation for PSD**

Accommodation for PSD is an emerging issue and improved ways of planning will be identified to take this forward.

Enhancement of PMLD Person Centred Planning work

Funding has been identified to begin work with people with PMLD within day services to promote communication/assessment training for staff working with individuals with PMLD and to enhance Person Centred Planning work undertaken.

4.0 PROGRESS AGAINST MILESTONES/OBJECTIVES

Total	16		12		3		0
--------------	-----------	---	-----------	---	----------	---	----------

Of the 16 'key' milestones for the service, 12 are progressing satisfactorily. 3 have incurred some slippage and one is no longer a priority activity following a recent review. For further details, please refer to Appendix 1.

9 milestones are designated 'non-key' and are routinely reported in quarters 2 and 4. None of milestones are being reported by exception this quarter. They do not appear in the report this quarter.

5.0 SERVICE REVIEW

Short Break Services

In learning disability services there has been a review of respite services and we are looking to develop services in a way that offer a menu of short breaks services. We are currently reviewing all people accessing services, to identify need and the type of range of services to be developed




Behavioural Solutions Project

In learning disability services we have commissioned a Consultant Behaviour Analyst on a "behavioural solutions project" to continue to help us review the way services are delivered for people with complex needs, whose behaviour is experienced as difficult or challenging. We have a project brief, which has started working incrementally by working with an independent provider and latterly with in-house service that have been selected as they provide support for two of the 24 hour supported living schemes for people with complex needs; the schedule of training has commenced and will be reviewed in October 2008

Service Mapping and Strategic Planning

In order to accelerate work on the NSF for Long Term Conditions, we will be bringing in a consultant to undertake some detailed mapping of services and review of strategic planning. A specification is currently being developed to start this process

6.0 PROGRESS AGAINST KEY PERFORMANCE INDICATORS

Total	13		5		0		0
--------------	-----------	---	----------	---	----------	---	----------

Five of the thirteen indicators are being reported this quarter, and are on target. For further details, please refer to Appendix 2. There are 8 remaining indicators that are not being reported this quarter. These are new National Indicators for

which data protocols are currently being established (NI 131, 132, 135, 136, 141, 142, 145, 146). Performance on these indicators will be reported at the earliest opportunity.

6.1 PROGRESS AGAINST OTHER PERFORMANCE INDICATORS



There are 14 other indicators for the service that are routinely reported in quarters 2 and 4. None of the 14 indicators are being reported by exception this quarter.

7.0 PROGRESS AGAINST LPSA TARGETS

There are no LPSA targets for this service. The Adults of Working Age service contributes towards the achievement of an LPSA target to improve service delivery to carers that sits in the Older People's Services service plan.

8.0 RISK CONTROL MEASURES

During the production of the 2008-09 Service Plan, the service was required to undertake a risk assessment of all Key Service Objectives.






Where a Key Service Objective has been assessed and found to have associated 'High' risk, progress against the application of risk treatment measures is to be monitored, and reported in the quarterly monitoring report in quarters 2 and 4.

9.0 PROGRESS AGAINST HIGH PRIORITY EQUALITY ACTIONS






During 2007/08 the service was required to undertake an Equality Impact Assessment. Progress against actions identified through that assessment, with associated High priority are to be reported in the quarterly monitoring report in quarters 2 and 4.

10.0 APPENDICES

Appendix 1- Progress against Objectives/ Milestones
Appendix 2- Progress against Key Performance Indicators
Appendix 3- Financial Statement
Appendix 4- Explanation of traffic light symbols



Service Plan Ref.	Objective	2008/09 Milestone	Progress to date	Commentary
AWA 1	Evaluate, plan, commission and redesign services to ensure they meet the need of vulnerable people within the local population, including those from hard to reach groups (including the black and minority ethnic community)	Development of Person Centred reviews with particular focus for adults with Profound and Multiple Learning Disabilities to enhance service delivery Mar 2009.		This work has been successfully reviewed and further work agreed as described in key developments up to December 2008.
		Establish strategy to improve performance and service delivery to the Black & Minority Ethnic community, to ensure services are meeting the needs of the community Jun 2008.		The research undertaken by CHAWREC across Cheshire and Halton is currently being analysed to understand the impact on social care services
		Evaluate "In Control/Individualised Budgets" pilot and extend to other service user groups as appropriate, thus enabling people needing social care and associated services to design that support Mar 2009.		A small team is being developed to now accelerate the personalisation agenda, a manager and finance officer are in the process of being appointed, along with additional external consultancy.
		Agree and implement the reconfiguration of ALD health and care management services to enhance service delivery Mar 2009.		This project is on target. (More information given in key developments).
		Review services and support for younger adults with dementia and establish a strategy to improve services to this group Mar 2009		On track – PPB work topic in place, first meeting of group in July 2008.
		Review Care Management		The review is still in its early

APPENDIX ONE - PROGRESS AGAINST OBJECTIVES/MILESTONES
Adults of Working Age





Service Plan Ref.	Objective	2008/09 Milestone	Progress to date	Commentary
		Services for Physical and Sensory Disabilities to enhance service delivery Sep 2008.		stages due to staff changes. Work ongoing.
AWA 2	Work in partnership to enhance joint working arrangement and delivery of services to vulnerable people	Mainstream review of Bridge Building Day Services Model to ensure that it supports the priorities of the modernisation agenda Sep 2008.		All service areas are aware of the need to redesign resources to deliver fully mainstreamed service. Review ongoing.
		Review the Payments and Expenses Policy and Procedure to ensure payment levels are appropriate and procedures are adequate Jun 2008		Draft review of policy has been prepared and is to be considered by directorate SMT
		Develop and implement, in partnership with key stakeholders, all policies, processes and procedures necessary to fully implement the Mental Health Act 2007 Oct 2008		On track – processes to deliver are in place.
		To agree and implement a joint process for implementation of new national guidance on Continuing Health Care Mar 2009		Strategic meetings are underway with the LA and the PCT to agree a joint process.

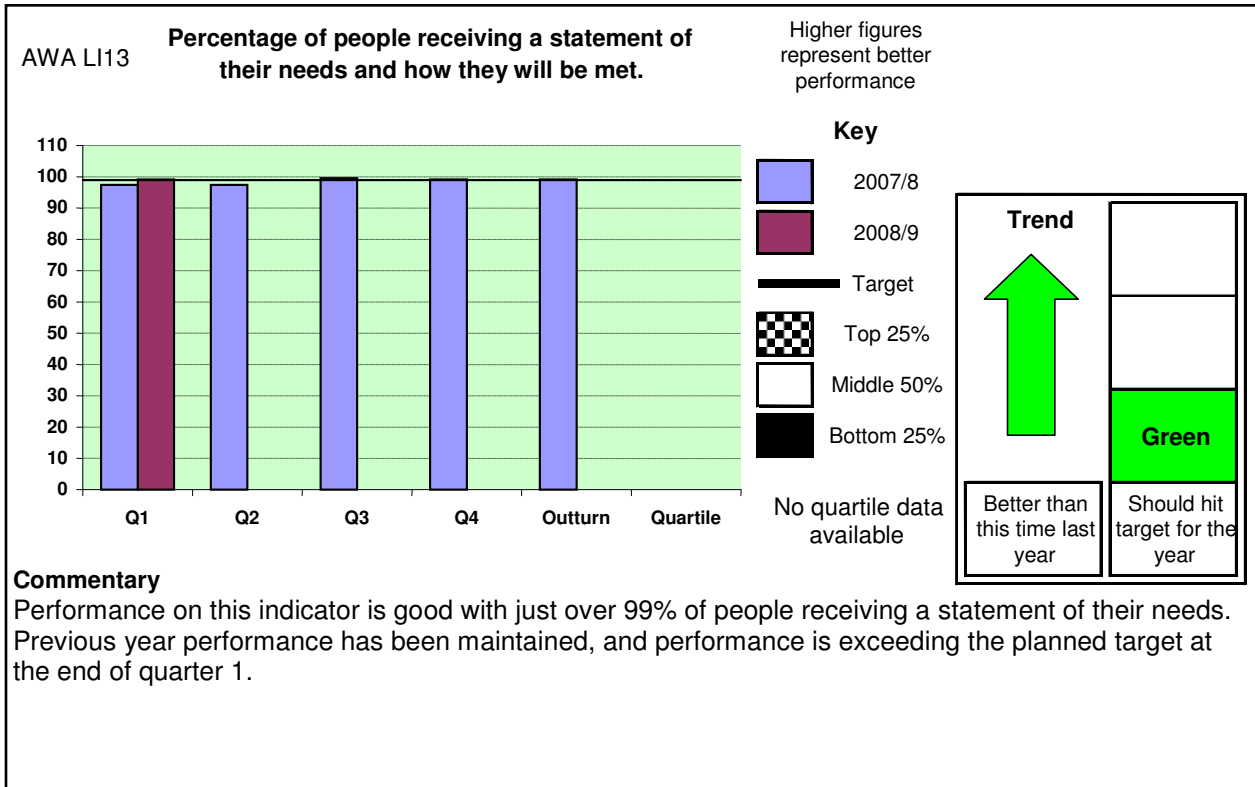
APPENDIX ONE - PROGRESS AGAINST OBJECTIVES/MILESTONES

Adults of Working Age

Service Plan Ref.	Objective	2008/09 Milestone	Progress to date	Commentary
AWA 2 cont.		Continue to implement the modernisation of Day Services to enhance service delivery Jun 2008		<p>The further expansion of the Independent Living Centre in conjunction with external partners is underway with day services currently managing this facility. Development of a supported employment type model lead by Mersey Valley Ground Work organisation in negotiation. Planning phase two of the redesign with the main emphasis on developing further community activities for the Widnes side of the service. In the process of creating a detached leisure day in partnership with Kingsway leisure centre. Designated link person attends Community Bridge Builders team meetings. Quality Improvement Team of stakeholders inspects day service community venues to determine if fit for purpose. Working in partnership with Halton Speak Out to progress Person Centred Plan's for people with PMLD.</p>
		Review services and support for children and adults with an Autistic Spectrum Disorder Mar 2009		Work ongoing. Initial draft report will be ready August 2008

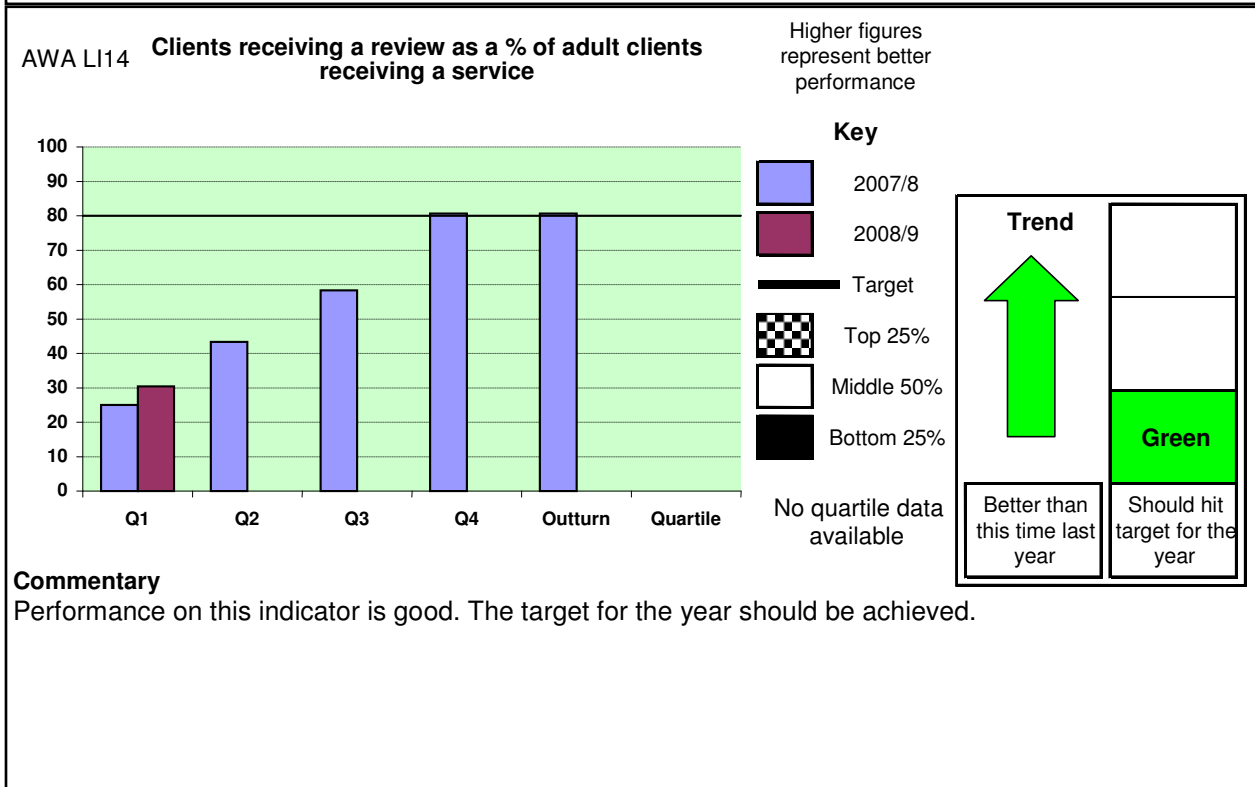
APPENDIX ONE - PROGRESS AGAINST OBJECTIVES/MILESTONES
Adults of Working Age

Service Plan Ref.	Objective	2008/09 Milestone	Progress to date	Commentary
		Implement a behaviour solutions approach to develop quality services for adults with challenging behaviour Mar 2009.		This project is underway and now involves working with in-house services as described in Service Review.
AWA 3	Provide facilities and support to carers, assisting them to maintain good health	Refresh the Carers Strategy in light of the new national Carers Strategy, thus ensuring Carers needs continue to be met Jun 2008.		Refreshed strategy completed and agreed by stakeholders. To go to Executive Board in September
AWA 4	Ensure that service delivery, commissioning and procurement arrangements are efficient and offer value for money	Build on learning for Halton from CSED improving care management efficiency project, identifying further areas and priorities for redesign Jun 2008.		This agenda is to be incorporated into a wider modernisation Board work stream.
		Continue to implement ALD's financial recovery plan to ensure that the service becomes increasingly efficient and effective Mar 2009.		Work ongoing. Continuing to review on a monthly basis in close partnership with PCT



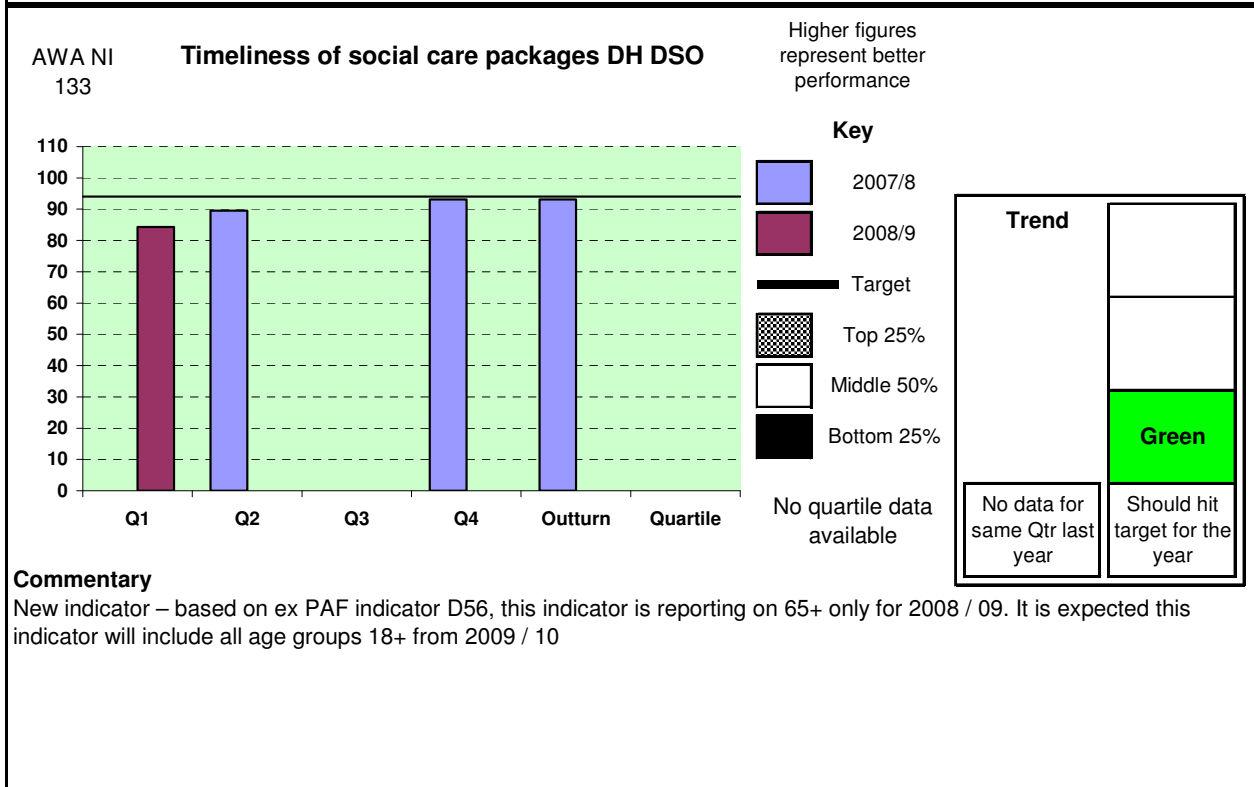
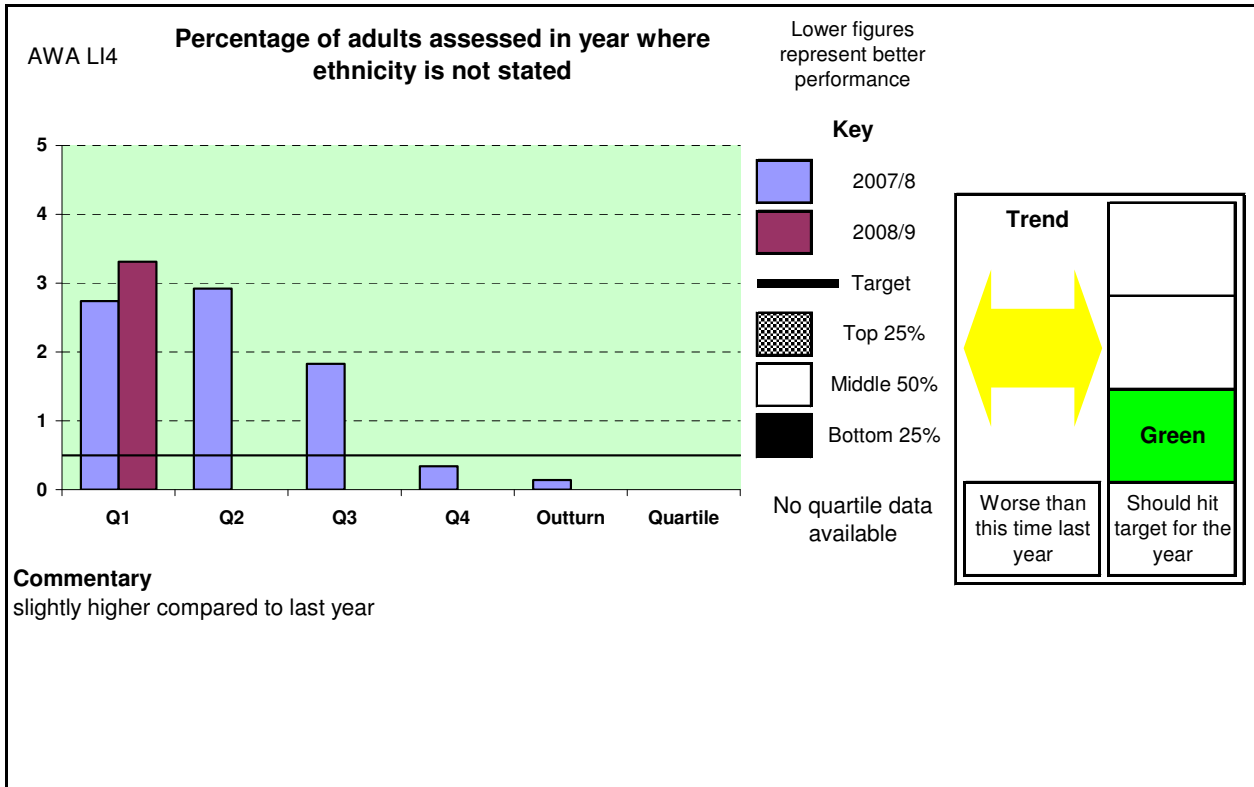
Commentary

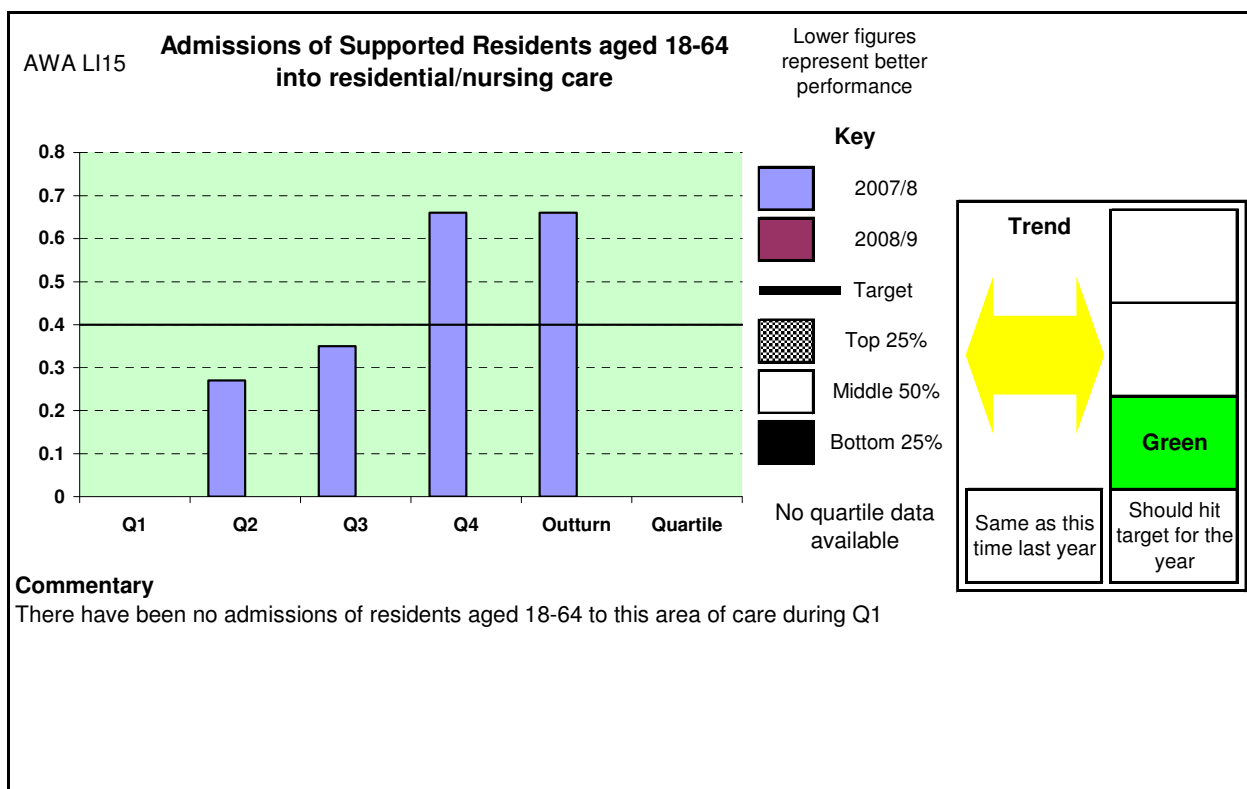
Performance on this indicator is good with just over 99% of people receiving a statement of their needs. Previous year performance has been maintained, and performance is exceeding the planned target at the end of quarter 1.



Commentary

Performance on this indicator is good. The target for the year should be achieved.





Key Performance Indicators not being reported this quarter

NI 131, Delayed Transfers of Care

NI 132, Timeliness of Social Care Assessments

NI 136, People Supported to Live independently through Social Care Services

NI 135, Carers receiving needs assessment or review and a specific carer's service, or advice and information.

NI 141, Number of vulnerable people achieving independent living

NI 142, Number of vulnerable people who are supported to maintain independent living

NI 145, Adults with learning disabilities in settled accommodation

NI 146, Adults with learning disabilities in employment

ADULTS OF WORKING AGE (ALD, MH, PSD)

Revenue Budget as at 30th June 2008

	Annual Revised Budget	Budget To Date	Actual To Date	Variance To Date (overspend)	Actual Including Committed Items
	£000	£000	£000	£000	£000
<i>Expenditure</i>					
Staffing	2,694	691	695	(4)	719
Premises	131	0	0	0	0
Other Premises	83	22	19	3	31
Joint Equipment Service	110	0	0	0	0
Other Supplies & Services	481	27	27	0	69
Food Provisions	10	2	3	(1)	5
Aid & Adaptations	124	25	12	13	65
Transport of Clients	702	62	50	12	178
Other Transport	24	6	6	0	6
Departmental Support Services	898	0	0	0	0
Central Support Services	338	0	0	0	0
Contract & SLAs	411	64	62	2	62
Emergency Duty Team	140	3	2	1	2
Community Care:					
Residential Care	1,139	203	234	(31)	234
Nursing Care	45	8	8	0	8
Home Care	421	75	106	(31)	106
Direct Payments	525	94	215	(121)	215
Supported Living	166	30	39	(9)	39
Day Care	27	5	1	4	1
Meals	3	1	0	1	0
Specific Grants	1,059	9	8	1	8
Asset Charges	191	0	0	0	0
Contribution to ALD Budget	6,834	1,306	1,487	(181)	1,498
Total Expenditure	16,556	2,633	2,974	(341)	3,246
<i>Income</i>					
Residential Fees	-188	-34	-30	(4)	-30
Fees & Charges	-144	-26	-24	(2)	-24
Preserved Rights Grant	-519	0	0	0	0
Supporting People Grant	-59	-15	-14	(1)	-14
Mental Health Grant	-477	0	0	0	0
Carer Grant	-431	0	0	0	0
Mental Capacity IMCA Grant	-84	-16	-17	1	-17
Aids Support Grant	-5	-5	-9	4	-9

Social Care Reform Grant	-220	-220	-220	0	-220
Local Involvement Network Grant	-111	0	0	0	0
Community Roll Out Funding	-138	-138	-138	0	-138
Nursing Fees – PCT	-45	-3	-3	0	-3
PCT Reimbursement	-325	0	0	0	0
Other Income	-8	-2	-3	1	-3
Total Income	-2,754	-459	-458	(1)	-458
Net Expenditure	13,802	2,174	2,516	(342)	2,788

Comments on the above figures:

In overall terms revenue spending at the end of quarter 1 is over budget profile by £161k, excluding the ALD pooled budget. This is mainly due to pressure on the Community Care budget for service users with mental health needs & those with physical & sensory disabilities.

The main budgets under pressure at this current time are Homecare and Direct Payments in particular for PSD service users presenting increased complex needs and the impact of Supporting People and Individual Living Fund retractions have lead to increased community care expenditure. Within Mental Health services increased demand is also noted for people with drug and alcohol problems and younger adults with dementia.. Applications for joint funding for s117 service users and PSD service users using the new continuing care criteria may help to mitigate these pressures.

Note: A summary of the H.B.C. Contribution to ALD Pooled Budget can be found on the following page:

Contribution to ALD Pooled Budget

Revenue Budget as at 30th June 2008

	Annual Revised Budget	Budget To Date	Actual To Date	Variance To Date (overspend)	Actual Including Committed Items
	£000	£000	£000	£000	£000
<i>Expenditure</i>					
Nursing Care	48	6	6	0	6
Residential Care	482	170	245	(75)	245
Supported Living	1,870	432	461	(29)	464
Home Care	1,750	404	248	156	248
Direct Payments	325	120	227	(107)	227
Day Services	1,987	414	375	39	378
Specialist LD Team	476	119	132	(13)	137
Management Costs	1,329	41	46	(5)	46
Respite	539	15	8	7	8
Other Expenditure	151	0	0	0	0
Total Expenditure	8,957	1,721	1,748	(27)	1,759
<i>Income</i>					
Rents & Service Charges	-28	0	0	0	0
Community Care Fees	-101	-23	-5	(18)	-5
Residential Fees	-113	-26	-17	(9)	-17
Direct Payments	0	0	-9	9	-9
Supporting People Grant	-1,433	-358	-223	(135)	-223
LDDF	-150	0	0	0	0
CITC – Astmoor	-53	0	0	0	0
CITC – Special Needs	-6	0	0	0	0
Other Client Income	-31	0	0	0	0
Nursing Care – PCT Reimbursement	-48	-6	-5	(1)	-5
Other Fees & Charges	-160	-2	-2	0	-2
Total Income	-2,123	-415	-261	(154)	-261
Net Expenditure	6,834	1,306	1,487	(181)	1,498

HEALTH & COMMUNITY – LOCAL STRATEGIC PARTNERSHIP BUDGET

Budget as at 30th June 2008




	Annual Budget	Budget To Date	Actual To Date	Variance To Date (Overspend)	Actual Including Committed Items
	£'000	£'000	£'000	£'000	£'000
Priority 1 Healthy Halton					
Vulnerable Adults Task Force	475	119	0	119	0
	40	10	0	10	0
Vol. Sector Counselling Proj.					
Info. Outreach Services	34	9	0	9	0
Reach for the Stars	35	9	0	9	0
	40	10	0	10	0
Health & Comm Care & Vol Sector Carers' Forum					
Healthy Living Programme	20	5	0	5	0
Advocacy	64	16	21	(5)	21
Priority 2 Urban Renewal					
Landlord Accreditation Programme	30	7	9	(2)	9
Priority 4 Employment Learning & Skills					
Halton Family Group	31	8	0	8	0
Voluntary Sector Sustainability	7	2	0	2	0
Priority 5 Safer Halton					
Good Neighbour Pilot	10	2	0	2	0
Grassroots Development	9	2	0	2	0
Total Expenditure	817	204	30	174	30

Capital Budget as at 30th June 2008

	2008/09 Capital Allocation £000	Allocation To Date £000	Actual Spend To Date £000	Allocation Remaining £000
<i>Social Care & Health</i>				
Redesign Oakmeadow Communal Spaces & Furnishings	72	0	0	72
Major Adaptations for Equity release/Loan Schemes	100	0	0	100
Pods utilising DFG	40	0	0	40
Women's Centre	19	0	0	19
DDA	24	0	0	0
Total Spending	255	0	0	255

It is anticipated the capital budget will be fully committed by the end of the year.

The traffic light symbols are used in the following manner:

	<u>Objective</u>	<u>Performance Indicator</u>
<u>Green</u>	 <p>Indicates that the <u>objective is on course to be achieved</u> within the appropriate timeframe.</p>	<p>Indicates that the <u>target is on course to be achieved</u>.</p>
<u>Amber</u>	 <p>Indicates that it is <u>unclear</u> at this stage, due to a lack of information or a key milestone date being missed, <u>whether the objective will be achieved</u> within the appropriate timeframe.</p>	<p>Indicates that it is either <u>unclear</u> at this stage or too early to state whether the target is on course to be achieved.</p>
<u>Red</u>	 <p>Indicates that it is <u>highly likely or certain that the objective</u> will not be achieved within the appropriate timeframe.</p>	<p>Indicates that the <u>target</u> will not be achieved unless there is an intervention or remedial action taken.</p>